


Landezine
International
Landscape
Award

Details and step-by-step
instructions for submitting
portfolios to LILA for landscape
architecture students and
young professionals

landezine-award.com
landezine.com
lila@landezine.com

LILA 10 is sponsored by
Landscape Forms.

February 12, 2025



CALL FOR ENTRIES

Landezine is inviting students of landscape architecture and young professionals from the field of landscape architecture to submit their personal portfolios to LILA – Landezine International Landscape Award.

Only people born after 8 May 1989 can participate.

WHY SUBMITTING?

- Winning portfolios will be promoted in detail on Landezine and will enjoy international visibility
- The winning student or young professional will receive a **money prize of 1000 euros in total**
- All shortlisted portfolios will be published on LILA website.
- All winning entries will be promoted on Landezine channels; LILA website and newsletters.

RECOGNITIONS

Recognition will be given to the most successful portfolio. If there are more portfolios of exceptionally high quality, the number of recognitions may increase. The number of shortlisted portfolios will depend on the quality of the submissions.

JURY

Editors of Landezine will judge the portfolios.

REGISTRATION

Students are individuals with an active student status at any university's landscape architecture department. Entrants will need to attach proof of active student status to the portfolio submission, a copy of a document issued by the university/department and contact of the department administrator.

Young professionals must attach proof of exact age and landscape architecture education.

Each participant can only submit one portfolio. The winner can only be an individual, not a group or a brand name.

Registration is successful when the participant has:

- paid the registration fee by any of the three **registration deadlines**
- submitted the material according to the instructions by the **submission deadline: 8 May**

REGISTRATION FEE

The registration fee for this award is 40 euros for the entire time of the competition.

Registration deadline and submission deadline are 8 May

- mid June: Shortlist announced
- late June: Winners announced and promoted on Landezine

See the next pages for step-by-step instructions.



landscapeforms

A Perfect Pair.

Booth + Contour: A dynamic duo for designing social space.

Designed by Landscape Forms & Ignacio Ciocchini

Landscape Forms |
A Modern Craft Manufacturer

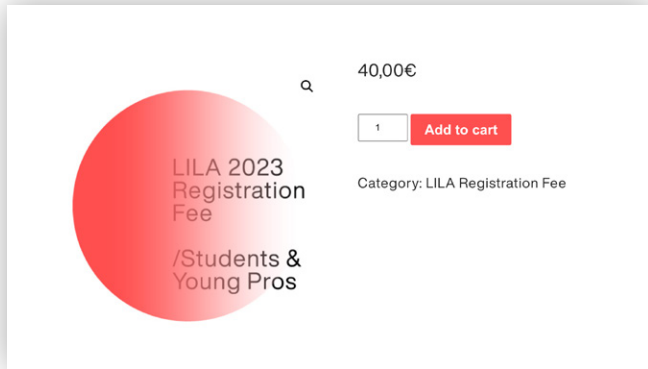
DESIGN. CULTURE. CRAFT.

STEP BY STEP INSTRUCTIONS

REGISTRATION

1. Pay the registration fee. You can pay the fee here:

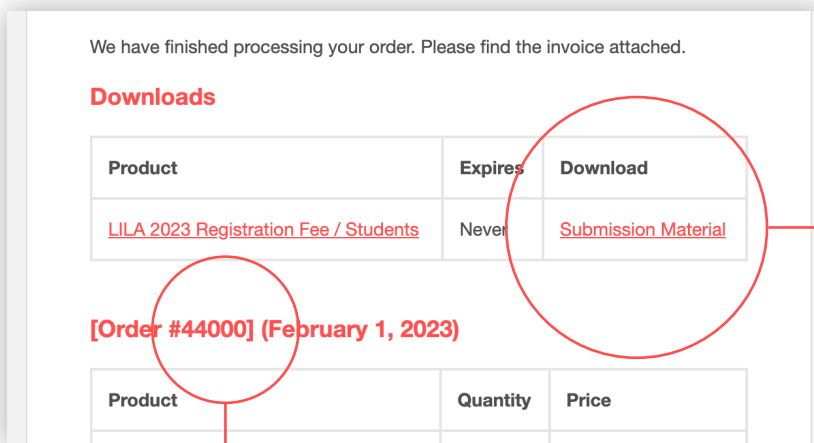
<https://landezine-award.com/product/lila-registration-fee-students/>



Then proceed to the checkout and fill in the information required. Select payment method and make the payment. After we receive the payment, you will receive an email with the folders.

Pay by Debit/credit card or PayPal - you will receive the submission folders immediately after the payment.

Direct bank transfer - If you will choose this option, you will need to transfer the registration fee to our account via your bank or online banking service. Once we receive the payment or proof of payment, we will send you the submission folders.



registration confirmation email

Click to download the submission folders

the location of your unique order number

main website: landezine-award.com

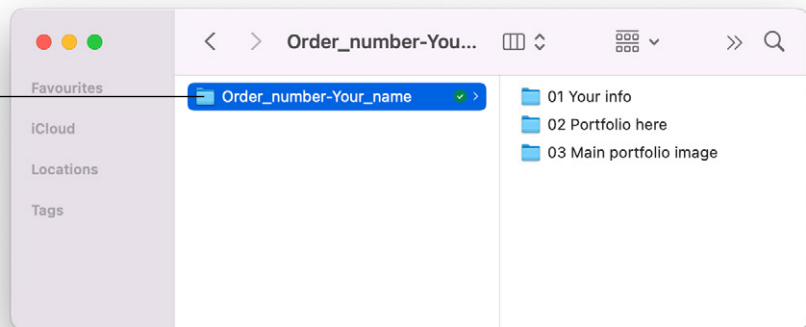
contact: lila@landezine.com / +386 40 81 40 04 (9am-6pm, Monday to Friday, Central European Time)

Landezine Media d.o.o. Cigaletova 5, 1000 Ljubljana, Slovenia /

WHAT TO SUBMIT?

The link to the folder will appear after you have paid the fee on <https://landezine-award.com/product/lila-registration-fee-students/>. You will also receive the download link via email after the payment was made. Unzip the folders and fill them with the material.

insert your order number (5-digit, find it in the registration payment confirmation email, it starts by #6XXXX), followed by your name, see previous page



01 Your info - Short basics about yourself, so we can understand if you are more a student or a young professional.

02 Portfolio - Put your portfolio pdf into this folder.

Here are the necessary regulations:

1. all description texts in the portfolio must be **in English**. Older graphic material (such as sections and schemes) may contain texts in another language, you don't need to draw again, but it is good if we can learn what the projects are about.
2. format: **A3, landscape orientation, single page (not spreads) .pdf**
3. **max-size: 100MB**
4. **maximum number of pages: 25** (including cover page)
5. portfolio must contain your name, and it will get published if chosen. Don't put any sensitive info in the portfolio unless you wish to do so (email, phone etc.).
6. **minimum font size: 10**
7. **IMPORTANT:** Clearly separate your own work from group projects or write which projects are group projects and which are your own. In group projects, you can shortly describe your role (concept, graphics, other ...). For example, if you collaborated on a group project and you were tasked with renders, present your renders only and don't describe the project in detail. We will need to know what YOU did :-)

TIPS:

- Show only your best work, prioritize, select.
- Focus on your own projects.
- In group projects, focus on your own contribution and describe your role.
- Show work that illustrates your versatility and your range of abilities.
- Express your values, what you stand for. You can write a short essay if you wish.
- You may also express your other interests in arts, nature sciences, whatever you think it's relevant and can inform your conceptual landscape thinking.
- If you don't have that many projects to show yet, you are also welcome to include other landscape related visual material (free-time sketches, collages, photos of your models, ideas ...).
- Remember; if chosen, your portfolio may be seen by your future employer.

There is no pre-set layout, design it as you wish.

03 Main image of the portfolio will represent it across Landezine. Probably this is one of the best images (render, collage, drawing) that you have produced. It must be at least 2000 pixels wide and in jpg format. Please don't send tiff files.

SUBMITTING

2. When you're done filling the folders as described above, compress them to zip or rar

3. Send the package to <https://landezine.wetransfer.com> so you will get a confirmation email from wetransfer once we will download it.

That's it!